

174463-5 ✓ ACTIVE

AMP | Multilock Connector System

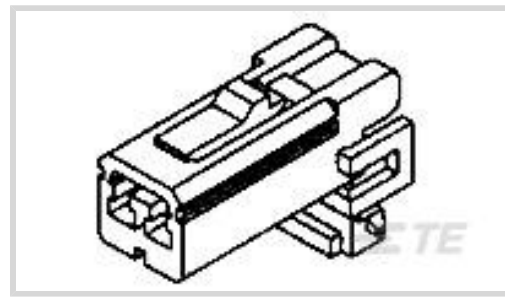
TE Internal #: 174463-5

Housing for Female Terminals, Wire-to-Wire, 2 Position, .138 in [3.5 mm] Centerline, Blue, Signal, Multilock Connector System

[View on TE.com >](#)



Connectors > Automotive Connectors > Connector Housings > MULTILOCK, CONNECTOR HOUSING



Connector & Housing Type: **Housing for Female Terminals**

Mating Tab Width: **1.8 mm [.071 in]**

Connector System: **Wire-to-Wire**

Number of Positions: **2**

Centerline (Pitch): **3.5 mm [.138 in]**

[All MULTILOCK, CONNECTOR HOUSING \(573\)](#)

Features

Product Type Features

Connector Shape	Rectangular
Connector & Housing Type	Housing for Female Terminals
Connector System	Wire-to-Wire
Sealable	No
Hybrid Connector	No
Primary Locking Feature	Integrated in Housing

Configuration Features

Number of Positions	2
---------------------	---

Electrical Characteristics

Operating Voltage	12 VDC
Nominal Voltage Architecture	12 V

Body Features

Cable Exit Angle	180°
Body Material	PBT
Primary Product Color	Blue

Contact Features

Contact Size	1.8mm
--------------	-------



Contact Type	Receptacle
--------------	------------

Mating Tab Width	1.8 mm[.071 in]
------------------	-----------------

Mechanical Attachment

Mounting Feature	Without
------------------	---------

Terminal Position Assurance	No
-----------------------------	----

Strain Relief	Without
---------------	---------

Mating Alignment Type	Polarized
-----------------------	-----------

Mating Alignment	With
------------------	------

Connector Mounting Type	Cable Mount (Free-Hanging)
-------------------------	----------------------------

Housing Features

Centerline (Pitch)	3.5 mm[.138 in]
--------------------	-----------------

Dimensions

Product Width	21 mm[.828 in]
---------------	----------------

Product Length	10.4 mm[.409 in]
----------------	------------------

Product Height	10 mm[.394 in]
----------------	----------------

Usage Conditions

Operating Temperature (Max)	70 °C, 75 °C, 80 °C, 85 °C, 90 °C, 100 °C, 105 °C[158 °F][167 °F][176 °F][185 °F][194 °F] [212 °F][221 °F]
-----------------------------	--

Operating Temperature Range	-30 – 105 °C[-22 – 221 °F]
-----------------------------	----------------------------

Operation/Application

Circuit Application	Signal
---------------------	--------

Industry Standards

UL Flammability Rating	UL 94HB
------------------------	---------

Packaging Features

Packaging Quantity	100
--------------------	-----

Packaging Method	Bag
------------------	-----

Other

Serviceable	No
-------------	----

Connector Position Assurance Capable	No
--------------------------------------	----

Product Compliance

For compliance documentation, visit the product page on [TE.com](https://www.te.com)>



EU RoHS Directive 2011/65/EU	Compliant
EU ELV Directive 2000/53/EC	Compliant
China RoHS 2 Directive MIIT Order No 32, 2016	No Restricted Materials Above Threshold
EU REACH Regulation (EC) No. 1907/2006	Current ECHA Candidate List: JUNE 2022 (224) Candidate List Declared Against: JUNE 2022 (224) Does not contain REACH SVHC
Halogen Content	Low Halogen - Br, Cl, F, I < 900 ppm per homogenous material. Also BFR/CFR/PVC Free
Solder Process Capability	Not applicable for solder process capability

Product Compliance Disclaimer

This information is provided based on reasonable inquiry of our suppliers and represents our current actual knowledge based on the information they provided. This information is subject to change. The part numbers that TE has identified as EU RoHS compliant have a maximum concentration of 0.1% by weight in homogenous materials for lead, hexavalent chromium, mercury, PBB, PBDE, DBP, BBP, DEHP, DIBP, and 0.01% for cadmium, or qualify for an exemption to these limits as defined in the Annexes of Directive 2011/65/EU (RoHS2). Finished electrical and electronic equipment products will be CE marked as required by Directive 2011/65/EU. Components may not be CE marked. Additionally, the part numbers that TE has identified as EU ELV compliant have a maximum concentration of 0.1% by weight in homogenous materials for lead, hexavalent chromium, and mercury, and 0.01% for cadmium, or qualify for an exemption to these limits as defined in the Annexes of Directive 2000/53/EC (ELV). Regarding the REACH Regulation, the information TE provides on SVHC in articles for this part number is based on the latest European Chemicals Agency (ECHA) 'Guidance on requirements for substances in articles' posted at this URL: <https://echa.europa.eu/guidance-documents/guidance-on-reach>

Compatible Parts

TE Part # CAT-M9194-T273
MULTILOCK, RECEPTACLE AND TAB

TE Part # 85284-1
070 MLC 2P CAP HSG(CLIP TYPE)

TE Part # 755430-2
EXT,TOOL ASSY

TE Part # 174460-2
070 MULTILOCK 2P CAP HSG

TE Part # 174460-1
070 MULTILOCK 2P CAP HSG


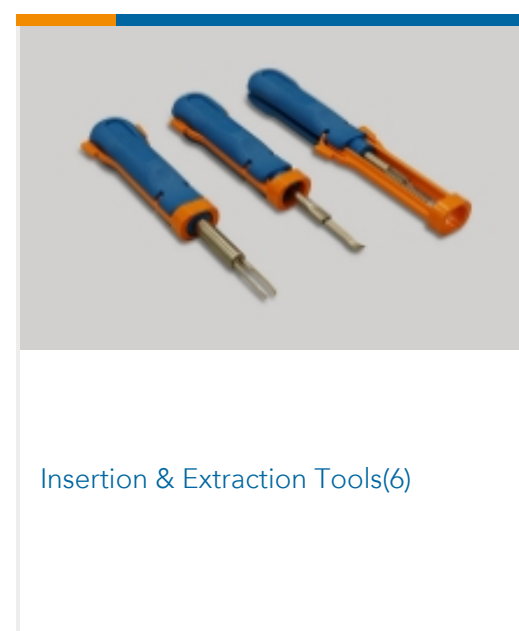
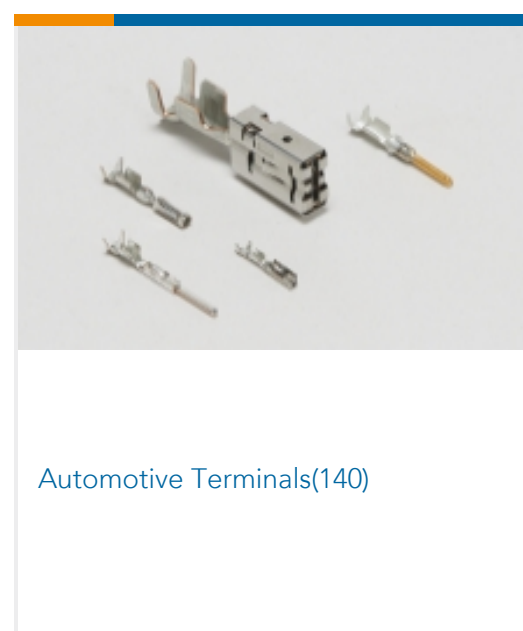
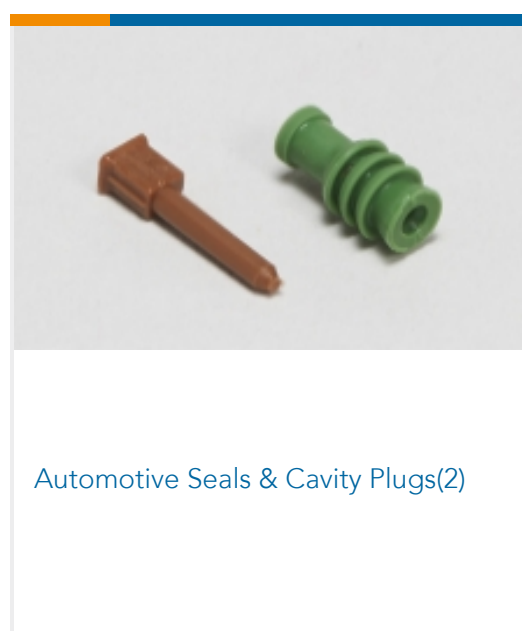
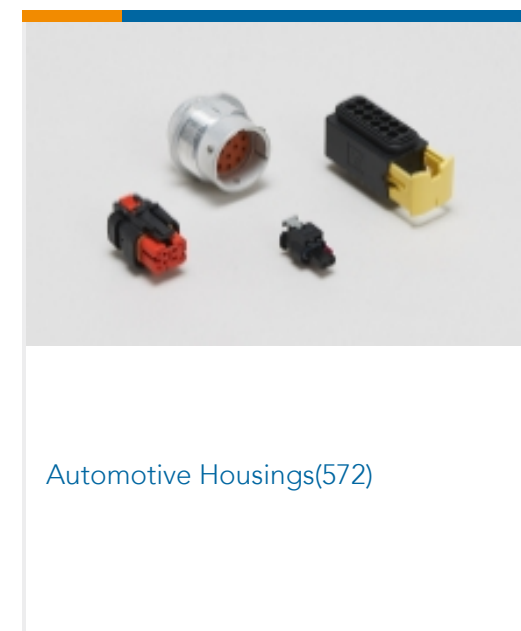
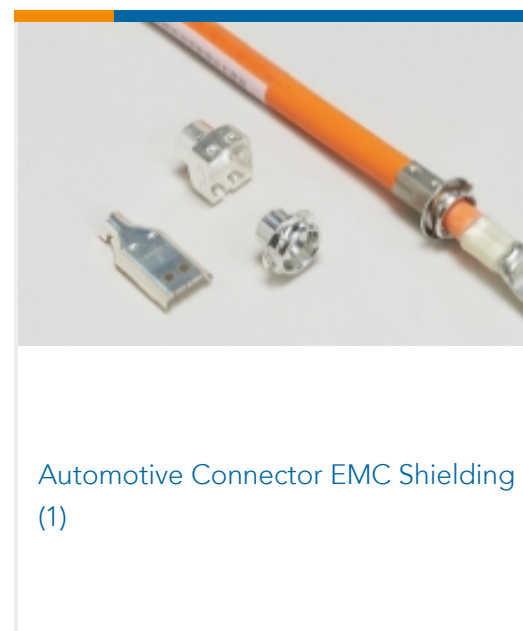

TE Part # 178602-2
070 MLC

TE Part # 178602-1
070 MULTILOC CAP HSG PANEL LOC

TE Part # 345208-1
070 SERIES RECEPT.



Also in the Series | Multilock Connector System



Documents

Product Drawings

CAD Files

3D PDF

3D

Customer View Model

[ENG_CVM_CVM_174463-5_J.2d_dxf.zip](#)

English



Customer View Model

[ENG_CVM_CVM_174463-5_J.3d_igs.zip](#)

English

Customer View Model

[ENG_CVM_CVM_174463-5_J.3d_stp.zip](#)

English

By downloading the CAD file I accept and agree to the [Terms and Conditions](#) of use.

Datasheets & Catalog Pages

[MULTILOCK Connector System](#)

English

Product Specifications

[Product Specification](#)

Japanese